

# GLASS GAS HOBS



## HB AG 3010 TN VGB 30CM DOMINO GAS HOB

1 Triple Ring Burner: 3.4kW  
Product Size: W294 x D510 x H50mm  
Cut-Out Size: W266 x D478mm  
RCP: \$379



## HB AG 3020 TN VGB 30CM DOMINO GAS HOB

2 Burners: 3.0kW / 1.75kW  
Product Size: W294 x D510 x H50mm  
Cut-Out Size: W266 x D478mm  
RCP: \$389



## EFH 7620 TN VGB 73CM GAS HOB

2 Burners: 3.4kW x 2  
Product Size: W730 x D420 x H60mm  
Cut-Out Size: W660 x D360  
RCP: \$579



## EFH 7630 TN VGB 73CM GAS HOB

3 Burners: 3.4kW x 2 / 1.75kW  
Product Size: W730 x D420 x H60mm  
Cut-Out Size: W660 x D360  
RCP: \$609



## EFH 9720 TN VGB 86CM GAS HOB

2 Burners: 3.4kW x 2  
Product Size: W860 x D500 x H60mm  
Flexi Cut-Out Size:  
W722~810 x D428~460mm  
RCP: \$599



## EFH 9730 TN VGB 86CM GAS HOB

3 Burners: 3.4kW x 2 / 1.75kW  
Product Size: W860 x D500 x H60mm  
Flexi Cut-Out Size:  
W722~810 x D428~460mm  
RCP: \$629



## EFH 7626 WT VGB 78CM GAS HOB

2 Brass Burners: 5.0kW (LPG) x 2  
Dual Flame Control  
Product Size: W780 x D460 x H80mm  
Flexi Cut-Out Size:  
W650~725 x D350~415mm, R120  
RCP: \$589



## EFH 7635 WT VGB 78CM GAS HOB

3 Brass Burners: 5.0kW (LPG) x 2 /  
2.0kW x 1  
Dual Flame Control  
Product Size: W780 x D460 x H80mm  
Flexi Cut-Out Size:  
W650~725 x D350~415mm, R120  
RCP: \$619



## EFH 9733 WT VGB 86CM GAS HOB

3 Brass Burners: 5.0kW (LPG) x 2 /  
2.0kW x 1  
Dual Flame Control  
Product Size: W860 x D510 x H80mm  
Flexi Cut-Out Size:  
W700~810 x D400~450mm, R120  
RCP: \$639



### GAS HOB

#### DUAL FLAME CONTROL

#### Why Choose Dual Flame Control?

##### POWERFUL FLAME

Experience enhanced flavours aka 'wok hei' with burners offering exceptional power of up to 5kW (LPG).

##### TRIPLE RINGS BURNER

Achieve even heat distribution and uniform cooking of food for perfect cooking results.

##### PRECISE HEAT CONTROL

Enjoy greater flexibility with Dual Flame Control. On low heating, the inner ring produces a smaller flame suitable for slow cooking and simmering.

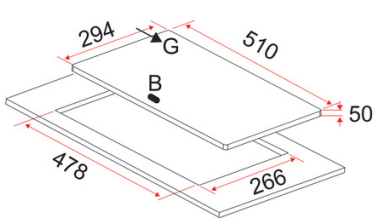
By adjusting the knob to high heating, the outer ring produces a bigger flame for rapid boiling and frying.

#### Common Features:

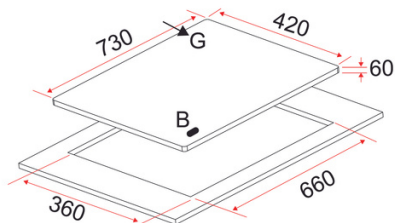
Battery Ignition | Fully Sealed Burner Base | Cast Iron Pan Support | Flame Failure Safety Device

\* Actual product may vary from picture. All pictures shown are for illustration purposes only.  
\* The Management reserves the right to alter the terms and conditions without prior notice.

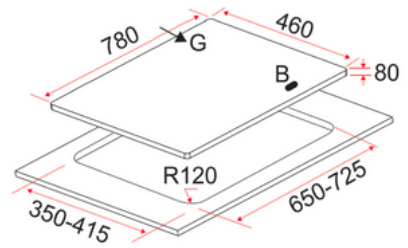
# DIMENSIONS



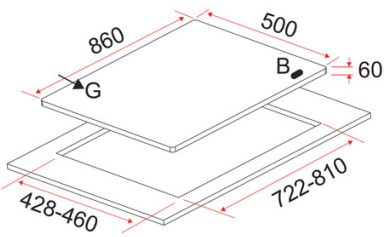
HB AG 3010 / 3020 TN VGB



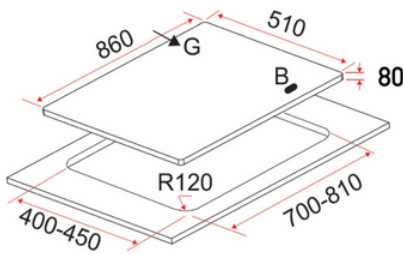
EFH 7620 / 7630 TN VGB



EFH 7626 / 7635 WT VGB



EFH 9720 / 9730 TN VGB



EFH 9733 WT VGB

**Legend:**

G = Gas Inlet

B = Battery Box

Dimensions are in "mm"



**FLAME FAILURE SAFETY DEVICE**

All EF Gas Hobs Are Equipped With Flame Failure Safety Device. If The Burner Accidentally Goes Out, The Safety Valve Will Automatically Cut Off Gas Flow To The Burner.



[www.ef.com.sg](http://www.ef.com.sg)

EF Home Appliances

@efappliances

