











INDUCTION HOBS

	HB BI 292 A	HB BI 583 A	HB BI 584 FA	HB BI 2721 A	HB BI 2730 A
					
Size	30CM	60CM	60CM	70CM	70CM
German SCHOTT CERAN® Glass	✓	✓	✓	✓	✓
Scratch Resistant Fine Print Tech	-	-	✓	✓	-
Dimension (W x D x H) mm	290 x 520 x 58	590 x 520 x 58	590 x 520 x 58	730 x 420 x 58	730 x 420 x 58
Built-In Dimension (W x D) mm	270 x 490	560 x 490	560 x 490	680 x 380	680 x 380
No. of Induction Zones	2	4	4	2	2
Flexible Cooking Zones	-	-	2	-	-
Cooking Zone Diameter	Front: Ø210mm Rear: Ø160mm	Front Left: Ø210mm Front Right: Ø160mm Rear Left: Ø160mm Rear Right: Ø180mm	Independent Zone: Ø160 mm Flexible Zone: Ø110 mm	Left and Right: Ø180	Left and Right: Ø210
Minimum Cookware Diameter	Front: Ø160mm Rear: Ø120mm	Front Left: Ø160mm Front Right: Ø120mm Rear Left: Ø120mm Rear Right: Ø140mm	Independent Zone: Ø120 mm Flexible Zone: Ø110 mm	Left and Right: Ø140	Left and Right: Ø160
Power	Front: 1.8kW Rear: 1.2kW	Front Left: 1.8kW Front Right: 1.2kW Rear Left: 1.2kW Rear Right: 1.8kW	Flexi Zones Left and Right: 3.0kW Front – Left and Right: 1.8kW Rear – Left and Right: 1.8kW	Left and Right: 1.8kW	Left and Right: 1.8kW
Booster Power	Front: Booster 2.1kW Rear: Booster 1.5kW	Front Left: 2.1kW Front Right: 1.5kW Rear Left: 1.5kW Rear Right: 2.1kW	Flexi Zones Left and Right: 3.6kW Front – Left and Right: 2.4kW Rear – Left and Right: 2.4kW	Left and Right: 2.1kW	Left and Right: 2.1kW
Max. Power	3.4kW	7.2kW	7.2kW	2.9kW	3.4kW
ECO Mode Configuration	-	Adaptable to 16Amp, 25Amp or 32Amp	Adaptable to 16Amp, 25Amp or 32Amp	-	-
Default Power Supply	15 Amp	13 Amp	13 Amp	13 Amp	15 Amp
Moulded Plug	-	Moulded Plug	5 Core Cable	-	-
Voltage / Frequency	220-240V / 50Hz	220-240V / 50Hz	220-240V / 50Hz	220-240V / 50Hz	220-240V / 50Hz
Safety Mark	170661-12	181109-12	211212-12	211213-12	170665-12
Sensor Sliding Touch Control	✓	✓	✓	✓	✓
Pan Recognition Sensor	✓	✓	✓	✓	✓
99 Mins Time Control	✓	✓	✓	✓	✓
9 Levels Cooking	✓	✓	✓	✓	✓
Booster Function	✓	✓	✓	✓	✓
Overflow Safety Device	✓	✓	✓	✓	✓
Residual Heat Indicator	✓	✓	✓	✓	✓
Child Lock	✓	✓	✓	✓	✓
Automatically Safety Switch Off	✓	✓	✓	✓	✓

SPECIFICATIONS
PERFORMANCES
FEATURES



		CERAMIC HOBS			COMBI HOB
		HB AV 231 A	HB AV 461 A	HB AV 271 A	HB IV 2734 A
					
SPECIFICATIONS	Size	30CM	60CM	70CM	70CM
	German SCHOTT CERAN® Glass	✓	✓	✓	✓
	Dimension (W x D x H) mm	290 x 520 x 50	590 x 520 x 50	730 x 420 x 50	730 x 420 x 58
	Built-In Dimension (W x D) mm	270 x 490	560 x 490	680 x 380	680 x 380
	No. of Radiant Zones	2	4	2	Left Radiant Right Induction
Cooking Zone Diameter	Front: Ø200mm Rear: Ø165mm	Front Left: Ø140mm / Ø230mm Front Right: Ø165mm Rear Left: Ø165mm Rear Right: Ø200mm	Left and Right: Ø140 / Ø230mm	Left Radiant: Ø140mm / Ø230mm Right Induction: Ø210mm	
PERFORMANCES	Power	Front: 1.8kW Rear: 1.2kW	Front Left: 1.1kW to 2.2kW Front Right: 1.2kW Rear Left: 1.2kW Rear Right: 1.8kW	Left and Right: 1.1kW to 2.2kW	Left Radiant: 1.1kW to 2.2kW Right Induction: 1.8kW (Booster 2.1kW)
	Max. Power	3.0kW	6.4kW	3.3kW	3.4kW
	Default Current	13 Amp	28 Amp	15 Amp	15 Amp
	Voltage / Frequency	220-240V / 50Hz	220-240V / 50Hz	220-240V / 50Hz	220-240V / 50Hz
	Safety Mark	170663-12	170488-12	170664-12	170666-12
FEATURES	Sensor Sliding Touch Control	✓	✓	✓	✓
	Pan Recognition Sensor	-	-	-	✓
	99 Mins Time Control	✓	✓	✓	✓
	9 Levels Cooking	✓	✓	✓	✓
	Booster Function	-	-	-	✓
	Overflow Safety Device	✓	✓	✓	✓
	Residual Heat Indicator	✓	✓	✓	✓
	Child Lock	✓	✓	✓	✓
Automatically Safety Switch Off	✓	✓	✓	✓	