

# BLACK SLIM HOODS



## EFCH 6202 HM SSL 60CM SEMI INTERGRATED HOOD

Push Button Control with 3 Fan Speeds  
Dual Charcoal Filters  
2 x Aluminium Grease Filters  
2 x 2W LED Lights  
Max. Extraction Rate: 550m<sup>3</sup>/hr  
Recirculation Mode Only  
Product Size: W600 x D420 x H70+50mm  
RCP: \$349  
Available in Stainless Steel Colour  
- EFCH 6201 HM SSL @ RCP: \$319



## POWERSLIM 90 X/VL 90CM SEMI INTERGRATED HOOD

Push Button Control with 3 Fan Speeds  
Dual Charcoal Filters  
3 x Aluminium Grease Filters  
2 x 2W LED Lights  
Max. Extraction Rate: 1000m<sup>3</sup>/hr  
Recirculation Mode Only  
Product Size:  
W900 x D420 x H225+50mm  
RCP: \$549  
Available in Stainless Steel Colour  
- POWER SLIM 90 SSL @ RCP: \$499



## EFCH 9402 AL 90CM TELESCOPIC HOOD

Slide Out Control with 2 Fan Speeds  
Dual Charcoal Filters  
2 x Aluminium Grease Filters  
2 x 40W Bulbs  
Max. Extraction Rate: 550m<sup>3</sup>/hr  
Recirculation and Extraction Mode  
Product Size:  
W900 x D280~435 x H140+40mm  
RCP: \$359  
Available in Stainless Steel Colour  
- EFCH 9401 HM SSL @ RCP: \$329  
- Recirculation Mode Only



## EFCH 9108T BK 90CM WALL MOUNTED HOOD

Push Button Control with 3 Fan Speeds  
Dual Charcoal Filters  
3 x Aluminium Grease Filters  
2 x 2W LED Lights  
Max. Extraction Rate: 480m<sup>3</sup>/hr  
Recirculation and Extraction Mode  
Product Size: W895 x D480 x H100mm  
RCP: \$329  
Available in Stainless Steel Colour  
- EFCH 9103T SS @ RCP: \$309




## EFCH 9202T BK 90CM SEMI INTERGRATED HOOD

Push Button Control with 3 Fan Speeds  
Dual Charcoal Filters  
3 x Aluminium Grease Filters  
2 x 2W LED Lights  
Matte Black with Black Acrylic Panel  
Max. Extraction Rate: 550m<sup>3</sup>/hr  
Recirculation Mode Only  
Product Size: W895 x D420 x H70+50mm  
RCP: \$379




## EFCH 9212 HM BK 90CM SEMI INTERGRATED HOOD

Push Button Control with 3 Fan Speeds  
Dual Charcoal Filters  
Rectifier Panel with Long Oil Tray  
2 x 1W LED Lights  
Max. Extraction Rate: 700m<sup>3</sup>/hr  
Recirculation Mode Only  
Product Size: W900 x D420 x H70+50mm  
RCP: \$489  
Available in Stainless Steel Colour  
- EFCH 9211 HM SS @ RCP: \$489



## EFCH 9204T BK 90CM SEMI INTERGRATED HOOD

Invisible Touch Control with 3 Fan Speeds  
Dual Charcoal Filters  
3 x Aluminium Grease Filters  
2 x 2W LED Lights  
Matte Black with Black Glass Panel  
Max. Extraction Rate: 550m<sup>3</sup>/hr  
Recirculation Mode Only  
Product Size: W895 x D420 x H70+50mm  
RCP: \$439



## EFCH 9234T BK 90CM SEMI INTERGRATED HOOD

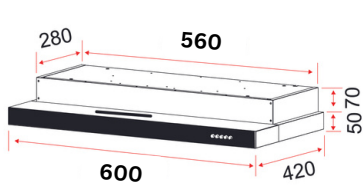
Invisible Touch Control with 3 Fan Speeds  
Triple Charcoal Filters  
3 x Aluminium Grease Filters  
2 x 2W LED Lights  
Matte Black with Black Glass Panel  
Max. Extraction Rate: 825m<sup>3</sup>/hr  
Recirculation Mode Only  
Product Size: W895 x D420 x H70+50mm  
RCP: \$539



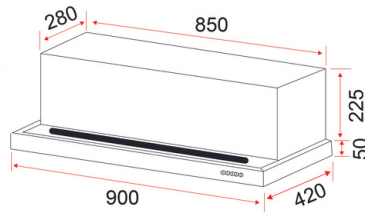
## EFCH 9236T BK 90CM SEMI INTERGRATED HOOD

Electronic Switch with 3 Fan Speeds  
Triple Charcoal Filters  
3 x Aluminium Grease Filters  
2 x 2W LED Lights  
Matte Black with Black Acrylic Panel  
Max. Extraction Rate: 825m<sup>3</sup>/hr  
Recirculation Mode Only  
Product Size: W895 x D420 x H70+50mm  
RCP: \$479

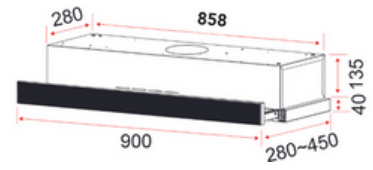
# DIMENSIONS



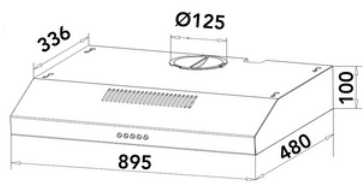
EFCH 6202 HM SSL



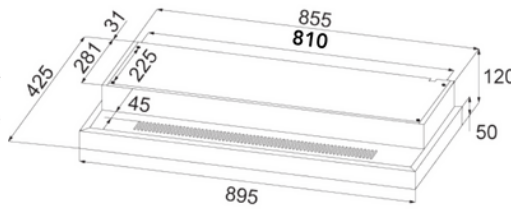
POWERSLIM 90 X/VL



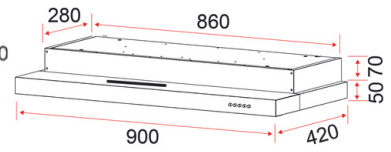
EFCH 9402 AL



EFCH 9108T BK



EFCH 9202T BK  
EFCH 9204T BK  
EFCH 9234T BK  
EFCH 9236T BK



EFCH 9212 HM BK



[www.ef.com.sg](http://www.ef.com.sg)  
 EF Home Appliances  
 @efappliances

