

# STAINLESS STEEL SLIM HOODS



## EFCH 6101 HM SSL 60CM SLIMLINE HOOD

Push Button Control with 3 Fan Speeds  
Dual Charcoal Filters  
2 x Aluminium Grease Filters  
2 x 2W LED Lights  
Max. Extraction on Rate: 480m<sup>3</sup>/hr  
Recirculation and Extraction Mode  
Product Size: W600 x D495 x H140mm  
RCP: \$299



## EFCH 6201 HM SSL 60CM SEMI INTERGRATED HOOD

Push Button Control with 3 Fan Speeds  
Dual Charcoal Filters  
2 x Aluminium Grease Filters  
2 x 2W LED Lights  
Max. Extraction Rate: 550m<sup>3</sup>/hr  
Recirculation Mode Only  
Product Size: W600 x D420 x H70+50mm  
RCP: \$319  
Available in Black Panel  
- EFCH 6202 HM SSL @ RCP: \$349



## EFCH 9101 HM SSL 90CM SLIMLINE HOOD

Push Button Control with 3 Fan Speeds  
Dual Charcoal Filters  
3 x Aluminium Grease Filters  
2 x 2W LED Lights  
Max. Extraction on Rate: 480m<sup>3</sup>/hr  
Recirculation and Extraction Mode  
Product Size: W900 x D495 x H140mm  
RCP: \$319



## EFCH 9103T SS 90CM WALL MOUNTED HOOD

Push Button Control with 3 Fan Speeds  
Dual Charcoal Filters  
3 x Aluminium Grease Filters  
2 x 2W LED Lights  
Max. Extraction Rate: 480m<sup>3</sup>/hr  
Recirculation and Extraction Mode  
Product Size: W895 x D480 x H100mm  
RCP: \$309  
Available in Full Matte Black  
- EFCH 9108T BK @ RCP: \$329



## EFCH 9111 HM SS 90CM WALL MOUNTED HOOD

90CM Slimline Hood  
Push Button Control with 3 Fan Speeds  
Rectifier Panel with Long Oil Tray  
Aluminium Filter with Charcoal (2 in 1)  
2 x 1W LED Lights  
Max. Extraction Rate: 700m<sup>3</sup>/hr  
Recirculation Mode Only  
Product Size: W900 x D530 x H140mm  
RCP: \$459



## EFCH 9211 HM SS 90CM SEMI INTERGRATED HOOD

Push Button Control with 3 Fan Speeds  
Dual Charcoal Filters  
Rectifier Panel with Long Oil Tray  
2 x 1W LED Lights  
Max. Extraction Rate: 700m<sup>3</sup>/hr  
Recirculation Mode Only  
Product Size: W900 x D420 x H70+50mm  
RCP: \$489  
Available in Black Panel  
- EFCH 9212 HM BK @ RCP: \$489



## EFCH 9201T SS 90CM SEMI INTERGRATED HOOD

Push Button Control with 3 Fan Speeds  
Dual Charcoal Filters  
3 x Aluminium Grease Filters  
2 x 2W LED Lights  
Max. Extraction Rate: 550m<sup>3</sup>/hr  
Recirculation Mode Only  
Product Size: W895 x D420 x H70+50mm  
RCP: \$359



## EFCH 9231T SS 90CM SEMI INTERGRATED HOOD

Electronic Switch with 3 Fan Speeds  
Triple Charcoal Filters  
3 x Aluminium Grease Filters  
2 x 2W LED Lights  
Max. Extraction Rate: 825m<sup>3</sup>/hr  
Recirculation Mode Only  
Product Size: W895 x D420 x H70+50mm  
RCP: \$479



## POWERSLIM 90 SSL 90CM SEMI INTERGRATED HOOD

Push Button Control with 3 Fan Speeds  
Dual Charcoal Filters  
3 x Aluminium Grease Filters  
2 x 2W LED Lights  
Max. Extraction Rate: 1000m<sup>3</sup>/hr  
Recirculation Mode Only  
Product Size: W900 x D420 x H225+50mm  
RCP: \$499  
Available in Black Panel  
- POWER SLIM 90 X/VL @ RCP: \$549



## EFCH 9401 HM SSL 90CM TELESCOPIC HOOD

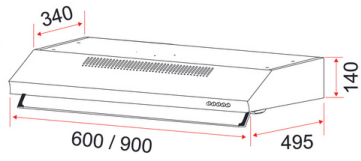
Slide Out Control with 2 Fan Speeds  
Dual Charcoal Filters  
2 x Aluminium Grease Filters  
2 x 40W Bulbs  
Max. Extraction Rate: 550m<sup>3</sup>/hr  
Recirculation Mode Only  
Product Size: W900 x D280~435 x H140+40mm  
RCP: \$329  
Available in Black Panel  
- EFCH 9402 AL @ RCP: \$359  
- Recirculation and Extraction Mode



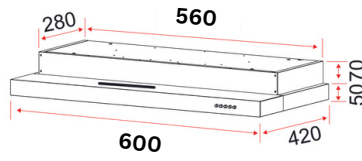
## TF 5293/90 90CM TELESCOPIC HOOD

Slide Out Control with 2 Fan Speeds  
Dual Charcoal Filters  
2 x Aluminium Grease Filters  
2 x 40W Bulbs  
Max. Extraction Rate: 550m<sup>3</sup>/hr  
Recirculation and Extraction Mode  
Product Size: W898 x D280 x H140+45mm  
RCP: \$329

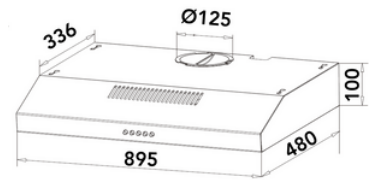
# DIMENSIONS



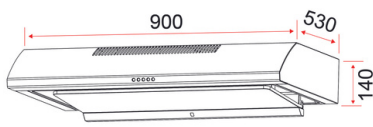
EFCH 6101 HM SSL  
EFCH 9101 HM SSL



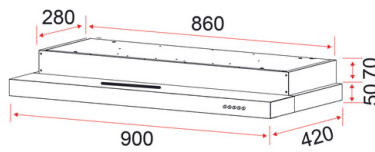
EFCH 6201 HM SSL



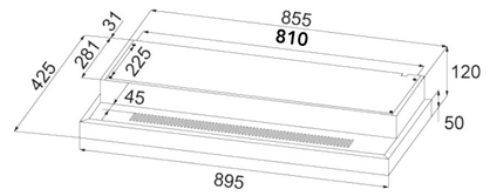
EFCH 9103T SS



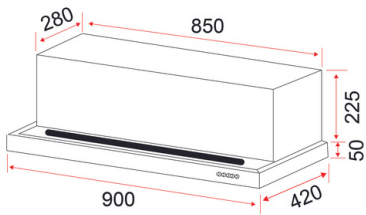
EFCH 9111 HM SS



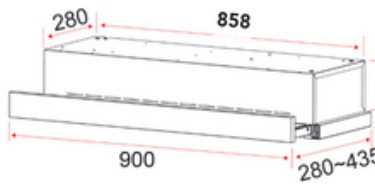
EFCH 9211 HM SS



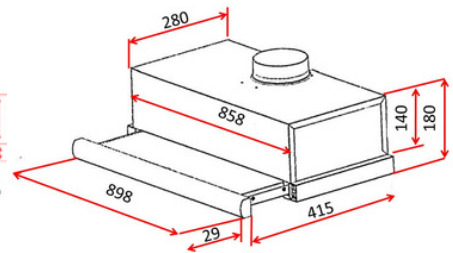
EFCH 9201T SS  
EFCH 9231T SS



POWER SLIM 90 SSL



EFCH 9401 HM SSL



TF 5293/90